



Concepts About Print Virtual Learning

# Early Education Books

April 20, 2020



# Pre-K Concepts About Print

## Lesson: 04/20/2020

### **Learning Target:**

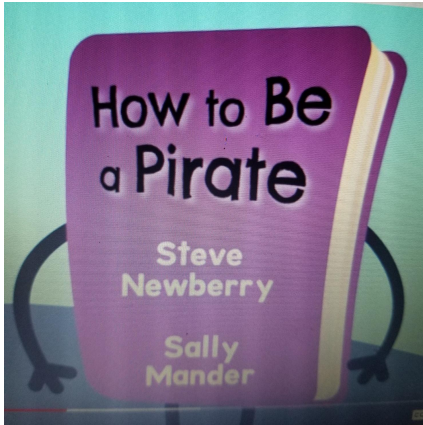
Students will learn awareness of books.

### **Let's Get Started:**

Watch Video: [Parts of a book](#)

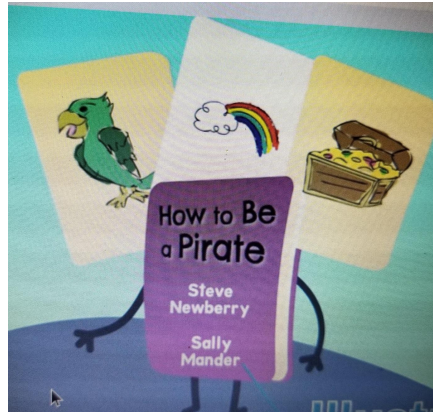
# Practice:

Front Cover



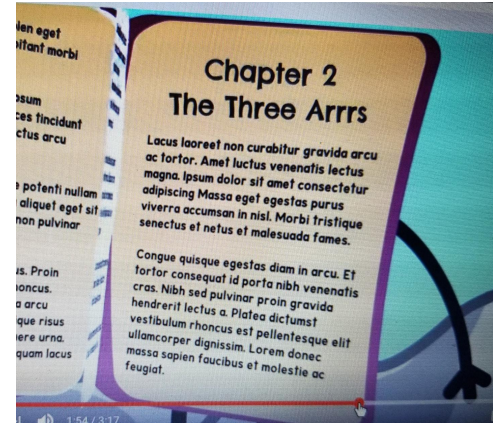
Point to the front of the book.

Illustrator



What does the illustrator do?

Text/Words



Point to the words in the book.

# Activity:

## Story Time

**Materials needed:** Children's Book

1. Ask your child to identify the front cover and talk about the pictures.
2. Ask your child:
  - What does the author do? (Writes the word)
  - What does the illustrator do? (Draws the picture)
  - Where is the setting? (Where the story takes place)
3. Read the book showing your child how to follow text (left to right, top to bottom)
4. Questions to ask during and after reading:
  - What is happening on this page?
  - What do the pictures tell you?
  - Who were the characters in the book?
  - What were they doing?